



Brimscombe Church of England Primary School



Robin Class Homework Y1

1.) Please complete reading and maths activities as regularly as possible. Little and often works best. The suggestion is 10 minutes of reading each day. Please write in your child's reading record when you have read outside of school. It is helpful for us to know when children are receiving support from home.

Phonics workbooks will be sent home for each new sound. Work through these at your child's pace. If your child completes work from these booklets and you would like to upload finished work to See Saw, we can then congratulate children on their efforts and achievements.

2.) Complete as many activities from the grid for the term as you wish. These activities are not compulsory but there should you wish to complete activities with your children at home.

3.) Please try your best with your homework and presentation, just like you do at school.




4.) If you complete a task from the topic choices grid please feel free to upload a photo to See Saw so that we can celebrate their homework in class.

5.) If you have any questions please do not hesitate to ask.

Enjoy ☺



Robins Class: Year 1 Homework Autumn Term

Term: Autumn Term		Topic- Who am I and where do I live?
Reading		Mathematics
<ul style="list-style-type: none"> • Reading books- read for 5- 10 minutes every day and complete the reading record. • Phonics workbooks- work through the booklets for each new sound. • Phonics folders- recognise the phonic sound, practise the letter formations, orally practise sounding out and blending words. • Enjoy stories together. 		<ul style="list-style-type: none"> • Counting up to 100. • Counting in 2s, 5s and 10s. • Recognising numbers in the environment. • Playing games. • Practise correct number formations. • Adding 2 numbers together and taking away.
Choices Grid		
<p>Bake your favourite recipe.</p> 	<p>Go on a family walk. Can you make a list of all the different plants, trees or interesting objects you can find?</p> 	<p>I Spy the Sound.</p> <p>Spy words that begin with a certain sound rather than a letter. For example, "I spy with my little eye, something beginning with ch"</p> 
<p>Read your reading book, the paper, or a magazine.</p> <p>After reading, write 2 quiz questions about the book. See if your family can answer them!</p>	<p>Rock Painting</p> <p>Grab some pebbles and challenge your classmates to create your own pet rocks. You can add pipe cleaner tails, card wings, googly eyes – anything!</p> <p>Challenge – Make story rocks by painting characters and retell the story.</p>	<p>Draw a picture or paint a picture of a firework display.</p> <p>What different equipment could you use to create your picture? Think creatively.</p>
<p>Write a shopping list.</p>	<p>Collect 10 small resources such as buttons, conkers, leaves, acorns, marbles, lego pieces and work systematically to find all the different ways to make 10 or 20.</p> <p>Write them down in a number sentence.</p> <p>For example, $1+9= 10$ $2+8= 10$</p>	<p>Think about the Festival of Divali and all the work we did in the last week of term. Watch our class video on See Saw. Can you teach your grown up what you can remember?</p> <p>Draw a picture of all the different ways Hindus celebrate Divali and explain why they celebrate.</p>